

MA2C029 Series

Silicon epitaxial planar type variable resistor

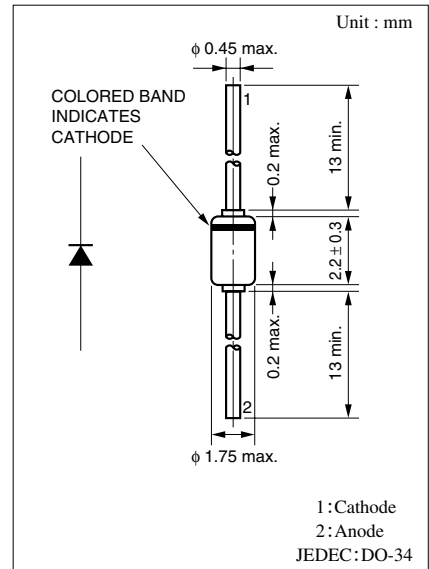
For temperature and reduced voltage compensation

■ Features

- High reliability achieved through combination of a planar type chip and glass sealing structure
- Easy mounting because of employing DO-35 (DHD) envelope
- Extremely small reverse current I_R
- Large power dissipation
- Wide forward voltage V_F range

■ Absolute Maximum Ratings $T_a = 25^\circ\text{C}$

Parameter	Symbol	Rating	Unit
Reverse voltage (DC)	V_R	6	V
Forward current (DC)	MA2C0290A/B	I_{FM}	mA
	MA2C029WA/WB		
	MA2C029TA/TB		
	MA2C029QA/QB		
Power dissipation	P_{tot}	150	mW
Junction temperature	T_j	150	$^\circ\text{C}$
Storage temperature	T_{stg}	-55 to +150	$^\circ\text{C}$



■ Electrical Characteristics $T_a = 25^\circ\text{C}$

Parameter	Symbol	Conditions	Min	Typ	Max	Unit	
Reverse current (DC)	I_R	$V_R = 6\text{ V}$			10	μA	
		$V_R = 6\text{ V}$			1		
Forward voltage (DC)	V_{F1}	$I_F = 1.5\text{ mA}$	0.56		0.61	V	
			0.59		0.64		
		$V_{F1} = 10\ \mu\text{A}$	0.77				
			1.15				
			1.60				
Forward voltage (DC)	V_{F2}	$I_F = 50\text{ mA}$			1.1	V	
			$I_F = 3\text{ mA}$	1.18			1.28
		1.26			1.36		
		1.76			1.92		
		1.88			2.04		
		2.20			2.40		
		2.34		2.54			
Temperature coefficient of forward voltage	$-\Delta V_F/\Delta T$	$I_F = 1.5\text{ mA}$ ($T_j = 25^\circ\text{C}$ to $+150^\circ\text{C}$)		2.0		$\text{mV}/^\circ\text{C}$	
			$I_F = 3\text{ mA}$ ($T_j = 25^\circ\text{C}$ to $+150^\circ\text{C}$)		4.6		
					6.5		
					8.8		

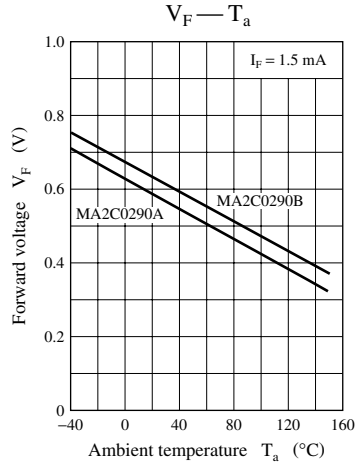
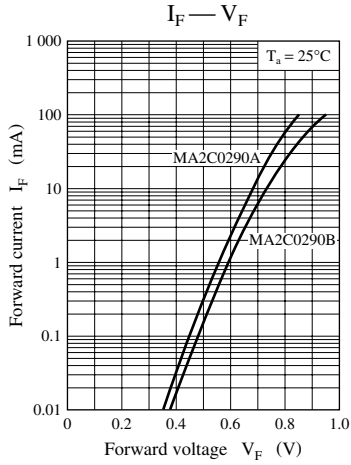
Note) Rated input/output frequency: 100 MHz

■ Cathode Indication

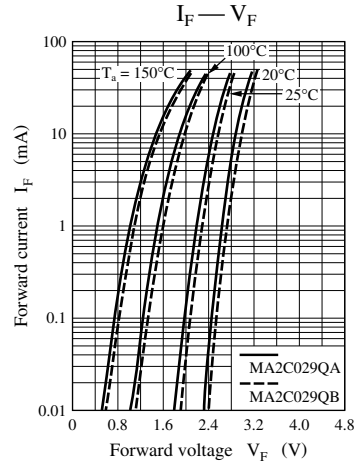
Type No.	MA2C0290A	MA2C0290B	MA2C029WA	MA2C029WB	MA2C029TA*	MA2C029TB*	MA2C029QA*	MA2C029QB*
Color	Red	Blue	Light Blue	Brown	Yellow	Blue	Green	Brown

Note) * : Body Color ; Black

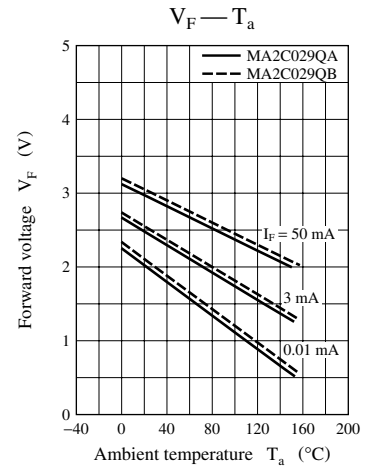
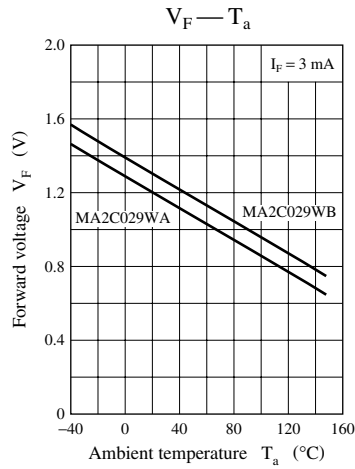
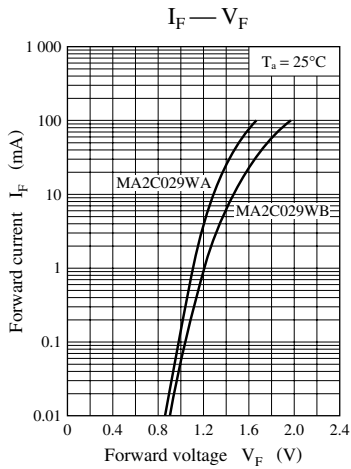
Characteristics charts of MA2C029



Characteristics charts of MA2C029Q



Characteristics charts of MA2C029W



Characteristics charts of MA2C029T

